

Business-Related Waste/Recyclable Separation

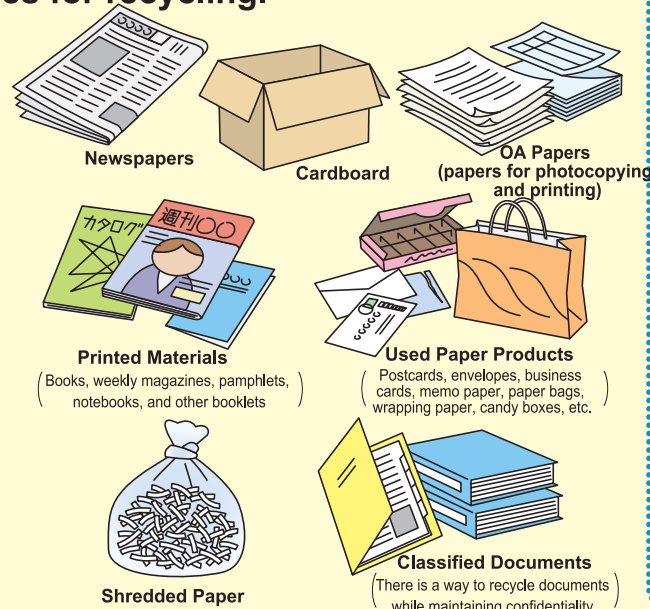
英語

Recyclables

The following are not collectable as waste. Separate these items into the following categories for recycling.


Used Papers

Separate and gather newspapers, magazines, cardboard, etc. into categories. The disposal method of OA papers and shredded papers is different depending on the disposal company. Confirm with the disposal company for more specific information.



Do Not Mix (Prohibited Items)

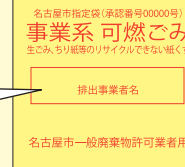
These items interfere with the paper recycling process. Please take caution not to mix these items with other recyclables. (Please contact a disposal company for more information.)



Burnable Waste

For licensed operator collection (Burnable waste designated bag)

Disposal company writes their name here




Thoroughly drain water from kitchen waste before putting it out.



Kitchen Waste

●Kitchen waste can also be recycled. See the back for details.



Unrecyclable Papers

(Tissue paper, disposable diapers, etc.)



Natural Fibers, Leathers

(clothing, bags)

●Collection of the following items is limited to **small amounts comparable to those of a household**

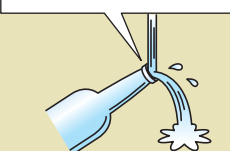
A "small amount from a household" is... The disposal rate per category is one designed 45 liter (20 liter for spray can) bag per collection day per office in the same state as would be disposed of by a regular household.

If you have a greater disposal rate, please request a disposal from a disposal company.

Empty Glass Jars and Bottles



Remove the cap and briefly rinse the bottle.



Empty Cans



Briefly rinse the can.

Spray Cans



Completely use up the contents, or use a degassing cap to empty. Then, make sure there is no chance of fire, punch holes in the cylinder and let it air out in a place with good ventilation.

Recyclable Plastic Bottles



Beverage and other bottles containing the PET mark

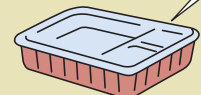


Remove the cap, briefly rinse the bottle, and crush the bottle before disposal.

Plastic Containers and Packaging



Plastic containers and packaging with the "Pura" (plastic) mark.



Food containers, disposable shopping bags, etc.

Remove the remaining contents and briefly rinse.



Paper Containers and Packaging



Paper containers and packaging with the "Kami" (paper) mark.



Candy boxes, paper bags, juice packs (containing aluminum foil inside), etc.

<Important Points for City Recyclables Collection>


- Contact your local Environmental Works Office for more information about collection days and areas.
- Plastic containers and packing, spray cans are collected by household. An application to your Environmental Works Office is required for collection.
- Please put out household recyclables in their specified bags.

<Important Points>

These items (plastics, rubbers, metals, glass, ceramics, etc.) are considered industrial waste. Please apply for their disposal as industrial waste. However, in cases where burnable waste, unburnable waste, and hazardous flammable items of the same characteristics and quantity as would be disposed of by a regular household are put out, the items may be commissioned to a licensed operator for processing.

Large-Sized Waste

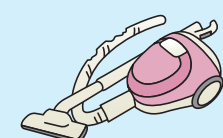
Large-sized waste exceeding 30 cm diagonally cannot be put out with burnable or non-burnable waste. Please consult with a licensed operator for collection.



Wooden Furniture



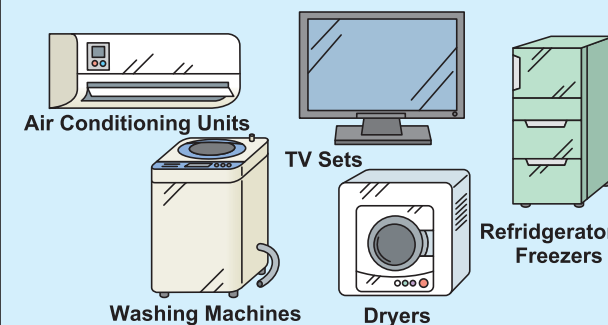
Steel Furniture



Household Appliances

<Important Points>
Plastics, metals, glass, ceramics, etc. are considered industrial waste. Please apply for their disposal as industrial waste.

Devices Applicable to the Home Appliance Recycle Law (Commercial devices are not applicable.)



①Request disposal from an appliance retailer

Request collection at the store where you will buy your new appliance or the store where you bought the old one.
※A recycling and handling fee is required.

②Take the appliance to a designated commercial disposal location yourself.

After paying the recycling fee at a post office, bring the appliance to a designated commercial disposal location (four locations citywide.)
※A recycling fee is required but a handling fee is not.

③Consign a disposal from an industrial waste disposal company.

Please request a disposal from an industrial waste disposal company.
※A recycling and handling fee is required.

Computers



○Contact the computer manufacturer directly or contact an industrial waste disposal company for disposal.

※As part of the compact appliances collected by the city, cases where items of the same characteristics and quantity as would be disposed of by a regular household can be collected in municipal compact appliance collection boxes. See the City of Nagoya website for more details.